



Global Safe Technologies (Australia) Pty Ltd

----- Creating a safer world one step at a time -----



FLOOR SAFETY MAINTENANCE PROGRAM™

THE FACTS:

- Slip-fall accidents are the #1 cause of injury in the workplace.
- The average cost of a worker's fall is \$12,470.
- For every \$1 spent on floor care chemicals, businesses spend \$3 on slip and fall claims.
- We can dramatically reduce your slip-fall accident claims.

(Combined data from Liberty Mutual, ISSA, Restaurant Insurance Corp, and Health Canada)



"Anti-Slip Floor Care Protection

for

*Your Complete Peace of Mind
Slip-Fall Prevention"*


The Floor Safety Maintenance Program™
Includes:

- Staff Training in Proper Floor Care and Cleaning Procedures
- Introducing Clean Step™ also known as Maintenance Solution™ -- Our Superior Multipurpose Cleaner, Degreaser, & Sanitizer
- Ongoing and Regular Written Inspections
- Valuable Documentation – Warranty Certificate

At No Additional Cost to YOU



The single most important step you will take to ensure floor safety!



Global Safe Technologies Australia
Is proud to present to you our
“Floor Safety Maintenance Program™”

Work Safe, Home Safe, GLOBAL SAFE!©

Floor Safety Maintenance Program™

“Creating a safer world one step at a time”



Global Safe Technologies Inc., and its authorized representatives, offers you our exclusive and universal Floor Safety Maintenance Program™ “FSMP™”; an integral part of your complete Floor Care Program.

For your complete peace of mind slip-fall prevention, this unique program will provide the ultimate in slip-fall protection, and ensure the best possible floor care for your ongoing safety needs.

We can help you reduce costly slip-fall accidents, reduce WCB claims, and help prevent your liability insurance premiums from increasing, all at a very affordable cost.

The FSMP™ is an ongoing floor safety and inspection program designed specifically to identify and correct potential slip-fall conditions, maintain staff vigilance, and maximize the cleanliness of your floor surface – “Cleaner is Safer™”.

The Floor Safety Maintenance Program™ Consists of:

- Staff training in correct cleaning and maintenance procedures for long-term floor safety
- Introducing Clean Step™ – our superior multipurpose cleaner, degreaser, & sanitizer – “Cleaner is Safer™”
- Ongoing and regular written inspections to ensure continued floor safety
- Valuable assistance and documentation in the form of a Warranty Certificate and affidavit, if necessary, in the event of slip-fall lawsuits and claims

For these reasons, our FSMP™ is essential for the best possible cleanliness and safety.

FOR YOUR PEACE OF MIND SLIP-FALL PREVENTION:

On a regular basis, a floor safety inspector will examine your floor and cleaning equipment, to evaluate its safety condition, and make any necessary recommendations to you the customer. Upon completion of the inspection, the inspector will date and sign the report and provide you with a copy of the inspection.

“Creating a safer world one step at a time”

WE PROVIDE STAFF TRAINING



- Staff training in proper cleaning and maintenance procedures for long-term floor safety.

“Creating a safer world one step at a time”

THE CORRECT CLEANER IS ESSENTIAL



- “Cleaner is Safer™”. Clean Step™ has been formulated to be the best and only floor cleaner / degreaser you will ever need to maintain your safe floor.

“Creating a safer world one step at a time”



WE WILL INSPECT & MONITOR YOUR FLOORS



- We provide regular written inspections of the conditions of your floors and your cleaning equipment, and give you the necessary recommendations to ensure your ongoing floor safety.

“Creating a safer world one step at a time”



WHAT PRICE CAN YOU PUT ON SAFETY?



- Don't discount your safety! The Safe Solution® Anti-Slip Treatment System, combined with our Floor Safety Maintenance Program™, is the most valuable asset you can have for your business, and is unparalleled in the marketplace.

“Creating a safer world one step at a time”



WE PROVIDE VALUABLE DOCUMENTATION



- You will receive valuable assistance and documentation in the form of a Warranty Certificate and affidavit, if necessary, in the event of slip-fall lawsuits and claims.

“Creating a safer world one step at a time”



CLEANING & MAINTENANCE GUIDE

When completed your new Safe Solution® Anti-Slip floor is ready to be used immediately. You will notice a dramatic difference in walking “sure footedness”. Some patches of white residue “efflorescence” may appear on the floor. Efflorescence is normal and will disappear in time with regular cleaning and use.

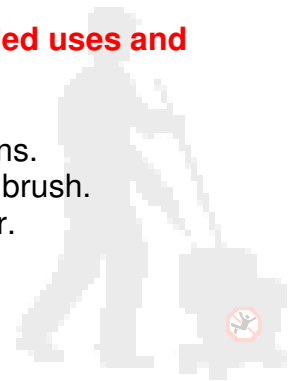
To clean and maintain:

When cleaning your floor **“DO NOT USE”** waxes, powders, abrasives, or cleaning products that will leave a heavy film or residue. These types of products will combine with the grease and other water products to form a film on top of your new Anti-Slip floor. These products will also seal or deter the anti-slip properties of your Safe Solution® treated floor. Traction will diminish rapidly. Should you experience this condition call us at once. With the proper cleaning chemical this condition is easily corrected.

To maintain your new Anti-Slip floor follow this simple cleaning procedure:

Daily Cleaning using Clean Step™ please follow your recommended uses and dilutions guides.

Example: **Step 1** - Follow ‘dilutions ratio guide’ for mixing instructions.
Step 2 - Apply cleaner to floor with a good scrub or deck brush.
Step 3 - Simply clean up with hot water, mop and wringer.



*For maximum results there is only one cleaner required to maintain your treated floor surface:
“Clean Step™ multipurpose cleaner/degreaser”.*

Please ask your safety representative for details.

“Creating a safer world one step at a time”



FLOOR SAFETY MAINTENANCE PROGRAM™

Global Safe Technologies Inc., and its Authorized Safe Solution® Representatives, offers you this exclusive and affordable Anti-Slip Floor Care Program – an integral part of your complete “peace of mind” Floor Safety Maintenance Program™. By following our Floor Safety Maintenance Program™, your **Safe Solution®** protected surface will continue to remain **ANTI-SLIP – FOR THE LIFE OF THE PROGRAM!**

HOW CAN WE DO THIS?

Our experience tells us that routine daily cleaning does not stop the eventual normal wear, or build up of contaminants on your treated surface. Once this occurs, your Safe Solution® treated floors will **not** be operating at maximum effectiveness. Traction will be diminished.

For this reason, we provide the **Floor Safety Maintenance Program™ – “FSMP™”**. To maintain the floors anti-slip protection, we will inspect your treated floors and determine precisely for you when your floor surface requires ‘rejuvenating treatments’.

HOW THE FLOOR SAFETY MAINTENANCE PROGRAM™ WORKS:

- We will train your staff in proper floor care procedures.
- You will receive regular and ongoing inspections, providing you with written inspection reports, and valuable recommendations.
- In the event that an unlikely slip-fall incident should occur, we will supply all pertinent safety data, including a Warranty Certificate and an affidavit, showing that you the customer have followed our guidelines and recommendations, and have done your due diligence in maintaining the highest level of anti-slip protection for your Safe Solution® treated floors.
- For your floor care needs, we will introduce you to the best cleaner in the marketplace, Clean Step™ all purpose cleaner/degreaser.
- This ongoing service will provide you with your complete peace of mind slip-fall prevention, and the highest level of safety at all times.

“Creating a safer world one step at a time”



FLOOR SAFETY MAINTENANCE PROGRAM™ & SERVICE PLAN

Name:		Contact:	Title:
Address:			Safety Rep:
City:	State:	Post Code:	E-Mail Address:
Telephone:		Fax:	

ANTI-SLIP FLOOR TREATMENT:

Initial treatment date: _____ Total square metre treated: _____

Initial Slip Alert™ value: _____ SRV Indicative value _____ BPN

FLOOR SAFETY INSPECTION PLAN: Monthly Quarterly
(Please √ check appropriate box)

FLOOR SAFETY SERVICE SCHEDULE:

1. Staff Training on: _____
(mm / dd / yy)

2. Inspections on or about the _____ day of each quarter / month.
(Please circle selection made)

3. Clean Step™ delivery: _____ (a) per month / quarter.
(Please circle selection made)

4. Dispenser Included: Yes No Spray Bottles: _____
(Please √ check appropriate box)

The Safe Solution® Anti-Slip Treatment System is an application of specific products to hard mineral surfaces which increases the traction on the surface being treated. By signing this Floor Safety Maintenance Program™ & Service Plan, I/We acknowledge that the treatment provided increases traction to the surface being treated and further, the longevity and continued effectiveness of the anti-slip treatment will be affected by the carefulness of ongoing regular cleaning with approved cleaners and methods.

Signed: _____ Date: _____

This 'Floor Safety Maintenance Program™ & Service plan' shall be renewed at each Safe Solution® rejuvenation.

Inspections will determine when the floor surface will require rejuvenating.

“Creating a safer world one step at a time”



Global Safe Technologies (Australia) Pty Ltd

Creating a safer world one step at a time



Work Safe, Home Safe, GLOBAL SAFE®

FLOOR SAFETY INSPECTION REPORT

Customer Name:	Contact Name:	Date:
Job Address:	City:	
State:	Post Code:	Email:
Telephone:	Fax:	Inspected By:

VISUAL AND PHYSICAL INSPECTION

- Please ✓ check appropriate box:
1. Are mop buckets present? Yes No If Yes: Clean Greasy Dirty
 2. Are mops & brooms present? Yes No If Yes: Clean Greasy Dirty
 3. Are mops & brooms in good condition? Yes No If No: Worn Damaged
 4. Does the grouting appear in good condition? Yes No If No: Broken Missing
 5. Are there damaged or cracked tiles? Yes No If Yes: Broken Missing
 6. Is Clean Step™ being used? Yes No If No: _____
 7. Were unacceptable cleaners being used? Yes No If Yes: Abrasives Powders Bleach
 8. Are proper cleaning procedures being followed? Yes No If No: See Recommendations
 9. Is a training session with cleaning staff recommended? Yes No If Yes: Session date: _____

SLIP RESISTANCE CONDITION OF SAFE SOLUTION® PROTECTED SURFACE

10. Initial Slip Alert™ test value _____ BPN
 11. Current Slip Alert™ test value _____ BPN
- Please ✓ Check appropriate box:
12. Initial slip-resistance test (Use water only): Excellent Good Fair Poor
 13. Final slip-resistance test (Use Clean Step™ diluted 1:10) Excellent Good Fair Poor
 14. If checked "Fair" or "Poor" in "11", did slip-resistance recover when cleaned with Clean Step™? Yes No
(If "No" floor may require rejuvenating, see recommendations)
 15. Does floor require machine cleaning with rotary floor scrubber? Yes No Date: _____
 16. Does floor require rejuvenating? Yes No Recommended Rejuvenation date: _____

Authorized Dealer:

"Creating a safer world one step at a time"

"Creating a safer world one step at a time"



**Global Safe Technologies
(Australia) Pty Ltd**

Creating a safer world one step at a time

Work Safe, Home Safe, GLOBAL SAFE©



FLOOR SAFETY INSPECTION REPORT

DETAILED REPORT:

PICTURES:

Example

RECOMMENDATIONS:

-
-
-
-
-
-

Inspector: _____

Date: _____

“Creating a safer world one step at a time”

“Creating a safer world one step at a time”



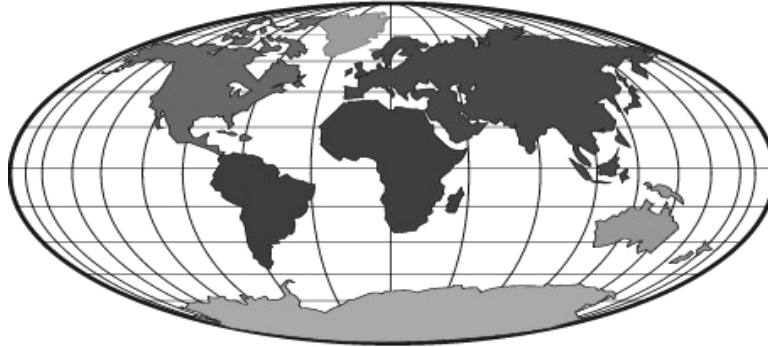
Global Safe Technologies Australia

“Creating a safer world one step at a time”

“Creating a safer world one step at a time”

Floor Safety Maintenance Program™ 2006

Global Safe



Technologies



Global Safe Technologies Australia

Mailing Address:

In Australia: 14 Astley Place
Edensor Park NSW 2176

Distribution Facilities:

Main Distribution facility

3 Hasp street, Seventeen Mile Rocks
QLD 4073 Australia

☎ Telephone: 07 3279 1191 Facsimile: 07 3279 4145
Toll Free: 1300 668 620

14 Astley Place, Edensor Park Park
NSW 2176 Australia

☎ Telephone: 02 9823 8840 Facsimile: 02 9823 8897
Toll Free: 1300 668 620

Copyright © 2001 - 2007 Global Safe Technologies Inc.

All Rights Reserved - Safe Solution®, Clean Step™ and Maintenance Solution™ are Trademarks or Registered Trademarks